

DURO TRAC™ CONVEYOR SYSTEM


using Rexnord® MatTop® Chain

INNOVATIVE CAR CARE CONVEYING TECHNOLOGY


Duro Trac™ *Dual Lane*
Exterior Wash Conveyor



Duro Trac™ *Single Lane*
Exterior Wash Conveyor



Duro Trac™
Interior Detail Conveyor



Conveyor Equipment Integration Group

Driving A New Concept



Concept

Duro Trac™ conveyor system offers a new and exciting conveying method that is designed to enhance customer experience, improve operational efficiency, and increase profitability. Plastic chains are used to carry the vehicles through your car care facility, providing a safe, smooth and simple method of vehicle conveying. Duro Trac™ conveyor system technology provides customer friendly satisfaction, operational ease and flexibility, and the capability to convey most any vehicle. Vehicles are driven directly onto the plastic belts and conveyed smoothly and reliably through your care car facility.

Performance

Each system is powered by an electric gear motor that efficiently and quietly drives the conveyor and is controlled by a variable frequency drive for smooth starts and stops that can be coordinated with any control logic package. Vehicles are conveyed through the wash at desired production rate and can be adjusted quickly to meet demand requirements. Duro Trac™ components are engineered for long life and reliability, providing minimal maintenance and reduced down time.

Design

Duro Trac™ conveyor system is a complete conveyor package that can be installed quickly to meet your construction requirements. Whether a new site is being developed or an existing site retrofitted, Duro Trac™ conveyor systems can be designed to meet your requirements. Exterior wash packages included a dual lane system that can convey vehicles in Neutral or Park and a single lane system that conveys cars in neutral. Single lane conveyors will fit most existing exterior pit configurations. Interior detail conveying uses one 12 foot wide plastic chain to convey the vehicles in Neutral or Park.

Interior Detail Conveyor



Duro Trac™ interior detail conveyors use one 12 foot wide plastic chain that vehicles drive onto and workers ride along as they detail the car. Workers concentrate only on detailing instead of walking with the vehicle. The conveyor speed can be timed with the worker production rate - increasing productivity and providing a consistent quality detailed car. Each detail step can be sequenced with the conveyor for maximum production efficiency.



Interior Detail Conveyor Benefits:

Customer Friendly - Cars can be easily driven onto the plastic chain

Easy Loading - Cars can be spaced at any interval

Increased Productivity - Each detail step can be coordinated with the conveyor speed

Reduced Maintenance - Conveying surface stays clear and clean

Safe Operation - Workers and vehicles move in unison

Simple - Drive and idler shafts are only load dependent rotating parts

Smooth - Plastic chain moves quietly and reliably

Worker Safety - Walking is reduced and workers can concentrate on detailing requirements

Exterior Wash Conveyor



Dual Lane Exterior Wash Conveyor

Dual lane exterior wash conveyors can be designed for conveying vehicles in Neutral and/or Park. The vehicles are carried through the wash tunnel eliminating customer braking or steering issues. Guide rails are also eliminated providing easy loading and minimizing the possibility of wheel and rim damage. Dual Lane systems are provided in configurations of dual lane 30", 36" and 42" wide plastic chains.

Single Lane Exterior Wash Conveyor

Single lane exterior wash conveyors convey vehicles in Neutral. The drivers' side tires are carried through the wash so the guide rail can be lowed to 3", permitting the washing of low clearance vehicles and minimizing possibilities of vehicles jumping the guide rail. Vehicle loading is dependable and quick with the plastic chain due to pushers which are always in the upright position. Single lane systems are provided with a 12" wide plastic chain.

Exterior Wash Conveyor Benefits:


Customer Friendly - Customers easily drive their vehicles directly onto the plastic chain. Multiple color schemes provide visual assistance and enhance the appearance of your facility

Dependable Performance - Plastic chains are designed to handle the wet harsh environments of exterior wash tunnels. Soap and water provide lubrication and cleaning for the chain to actually increase life

Eliminate Tire Guide Rails (Dual Lane) - Vehicle is carried through wash tunnel eliminating need for tire guide rails. **Single Lane** tire guide rail height is only 3".

Maximum Vehicle Loading - Wide chain surface provides easy loading and unloading of vehicles at entrance and exit of conveyor

Operational Efficiency - Vehicles are conveyed smoothly with a constant flow for continuous daily operation. Dual lane systems eliminate braking or steering issues since the vehicles are carried on the conveyor



Park or Neutral Conveying - Dual lane systems convey vehicles in park or neutral. Pushers are required for neutral. Single lane systems convey vehicles in neutral

Prevents Tire Damage - Tires are carried on the conveyor reducing and/or eliminating any need for contact with tire sidewalls

Productivity Improvement - Ease of vehicle loading, reduced maintenance and dependable performance eliminate costly down time and increases vehicle count

Reduced Maintenance - Plastic chain slides on stainless steel slider bed with only load dependent drive and idler shafts rotating. Take-up devices are eliminated

Safe Operating Environment - Plastic chain is easy to work with and will not corrode. Flat surface equal with floor height provides safe walk area

Duro Trac Conveyor Performance System



Each system is manufactured using the latest development in conveying and power transmission components to provide long life, easy maintenance and dependable performance. All components are standard parts and readily available to provide continuous car flow through your facility.

Plastic chain designed for durability and Long Life from Rexnord®



Rexnord 6995 (Solid Top)
MatTop Chain



Rexnord 6995 (Safety Top)
MatTop Chain



Rexnord T1 or T2
Vehicle Pushers



Rexnord 3125
MatTop Chain

Power and reliability with every system




Rexnord 5996-14T
Split Sprocket



Falk Ultramite Drive



Rexnord Bearing



Link-Belt Bearing



Falk Wrapflex Coupling

DMC2-30 30 inch wide chain conveyor
DMC2-36 36 inch wide chain conveyor
DMC2-42 42 inch wide chain conveyor

Dual Lane Exterior Wash Conveyor

DMC-12 12 inch wide chain conveyor

Single Lane Exterior Wash Conveyor

DMC-144 144 inch wide chain conveyor

Interior Detail Conveyor



Conveyor Equipment Integration Group

CEI group strives to drive new concepts and products through the collaborative efforts of technically related companies. Our integrated group of conveying equipment manufacturers and car wash companies are using the latest technology to improve the productivity and efficiency of vehicle conveying in the car care industry. Our “Growth Through Business Integration” strategy is intended to share company resources to develop new conveying technology quicker and more efficiently. Please contact us for information on the latest developments in car care conveying technology!